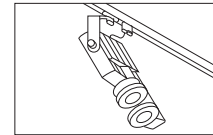
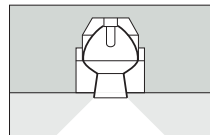
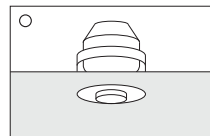
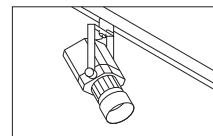
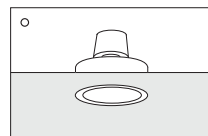


Recessed double focus downlights along both end walls provide ambient lighting. The entrance is accentuated by recessed downlights, the reception desk by track-mounted spotlights; projectors are used to create lighting effects on the wall. The area beneath the first floor ceiling is illuminated by recessed downlights.

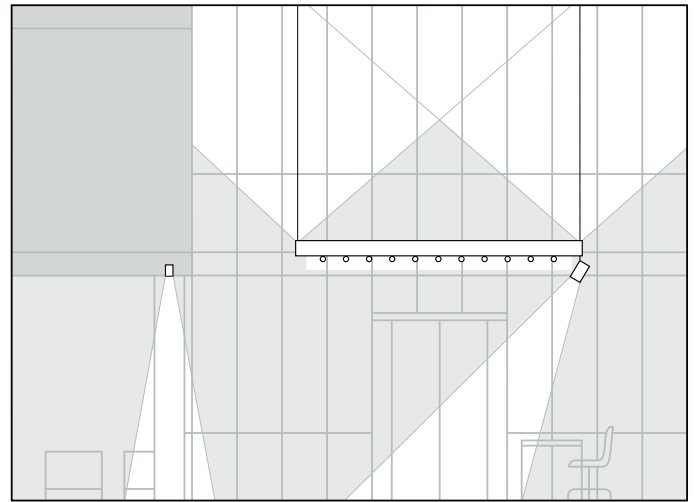
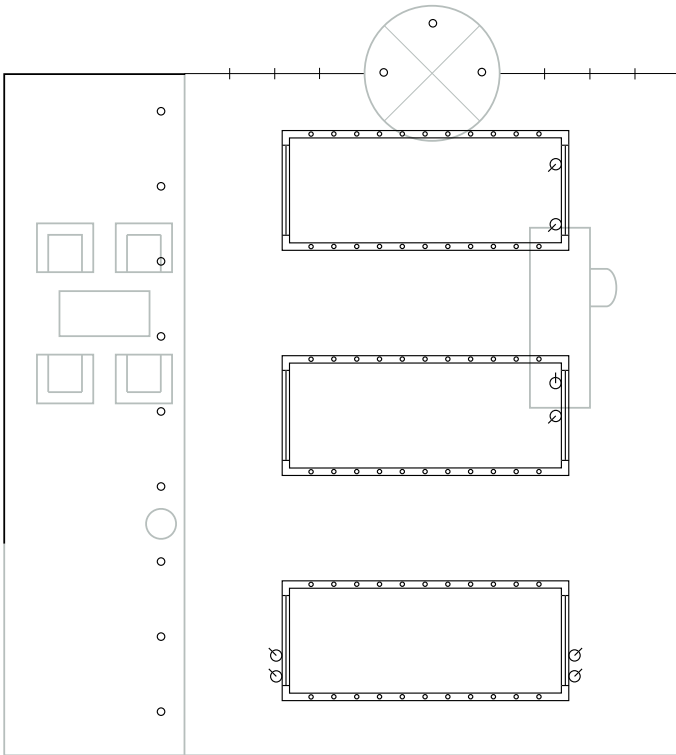
Double-focus downlight for metal halide lamps or halogen lamps.



Track with spotlights and projectors.

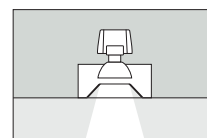
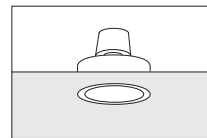
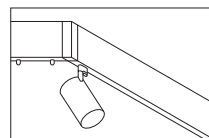


Recessed downlight for low-voltage halogen lamps.



The luminaires are mounted on a wide-span lighting structure. A series of miniature low-voltage halogen lamps make for specular effects on the lower side of the structure. After dark the architecture is accentuated by integral, indirect luminaires, with additional accent provided by spotlights. Downlights accentuate the entrance and the edge of the first floor ceiling.

Wide-span system with track-mounted spotlights, miniature low-voltage lamps on the lower side of the structure and integral indirect luminaires for fluorescent lamps.



Recessed downlight for low-voltage halogen lamps.